

Project Name	
Betty Bowles	101
Carolyn Carter	102
Virginia Thomas	103
Hildred Whittum	104
Evelyn Goodrich	200
Marian Walsh	201
Dorothy Van Vorst	202
Hattie Baribeau	203
Gertrude Nellis	300
Gene Wardell	301
Garth Padgham	302
Art Guerra	303
Ina Post	304
Celeste Monroe	400
Mary Morris	401
Lila Wyllys	402
Janet Haff	403
Mary Malcuit	404

**Large Directory**  
Type A.6 F01F-ABB-1  
22.0"w X 42.25"h  
Accommodates insert

2

← Restrooms  
Waiting Rooms  
Elevator  
Stairs

↑ Conference Room  
Administrative  
Offices

↘ Reception Desk

**Large Directional**  
Type B.3 F01E-RA-D  
17.0"w X 27.0"h  
Accommodates insert

Raymond M. Lederhaus  
Senior Configuration Engineer

**Workstation ID**  
Type L WS10301  
8.5"w X 3.0"h  
Accommodates insert

352

Gift Shop  
Hours of Operation

Monday	8AM - 10PM
Tuesday	Closed
Wednesday	8AM - 10PM
Thursday	8AM - 10PM
Friday	7AM - 11PM
Saturday	10AM - 2PM
Sunday	Closed

Please be aware that this office  
is closed for ALL National Holidays.

**Small Directory**  
Type B.2 F01B-N1  
8.5"w X 14.5"h  
Accommodates insert

2


← Restrooms  
Elevators  
Stairs

→ Reception Desk  
Administrative  
Offices  
Parking Garage

**Small Directional**  
Type B F01C-W1  
11.0"w X 21.0"h  
Accommodates insert

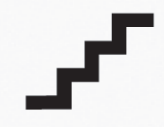
3

EMERGENCY EXIT PLAN




IN CASE OF EMERGENCY DIAL 911  
ALARM SOUNDS LINE "TONE"  
ALARM LOOKS LIKE "FLASHING STROBE"  
IN CASE OF FIRE,  
USE STAIR FOR EXIT.  
DO NOT USE ELEVATOR

**Evacuation Plan**  
Type D F01B-R1  
8.5"w X 17.5"h  
Accommodates insert



STAIR  
352

**Stair ID**  
Type E F01B-G2-BC  
8.5"w X 9.0"h



RESTROOM  
352

**Restroom ID**  
Type E.2 F01B-G2-BC  
8.5"w X 9.0"h

352

Conference

VACANT

**Room ID, Number**  
Type F F01A-BH  
5.0"w X 2.5"h

ELECTRICAL  
352

**Room ID, Single Line**  
Type G F01B-BH  
8.5"w X 2.5"h

ELEVATOR  
MACHINE ROOM  
352

**Room ID, Double Line**  
Type G.2 F01B1-BH  
8.5"w X 3.5"h

352

Raymond M. Lederhaus  
Senior Configuration Engineer

**Office ID**  
Type H F01B-D1  
8.5"w X 5.75"h  
Accommodates insert

352

Thomas Finley  
V.P. of Facilities

**Suite ID**  
Type I F01B-G1  
8.5"w X 9.0"h  
Accommodates insert


352

Conference

VACANT

**Meeting Room ID**  
Type J.2 F01B-D2S  
8.5"w X 7.75"h  
Includes privacy slider

Wall



Restrooms

**Flag Mount**  
Type M F01D-BA-F  
14.25"w X 5.0"h  
Double sided

STAIR 1  
FLOOR 1 THRU 3

ROOF  
ACCESS

3

FLOOR

FLOOR 1 FOR EXIT

**Interior Stairwell Level ID**  
Type N CS14X15-T  
14.0"w X 15.0"h

Ceiling



Elevators

**Suspended, Double Sided Overhead**  
Type C.3-1S V711-3S  
44.0"w X 7.0"h  
Accommodates insert