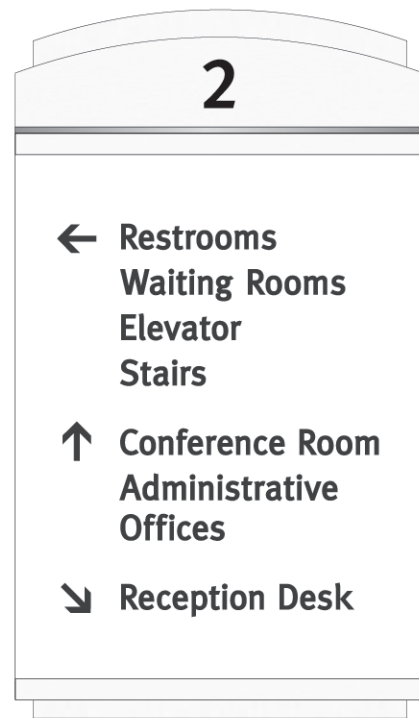


**Large Directory**  
Type A.6 F29F-ABB-1  
22.0"w X 44.5"h  
Accommodates insert



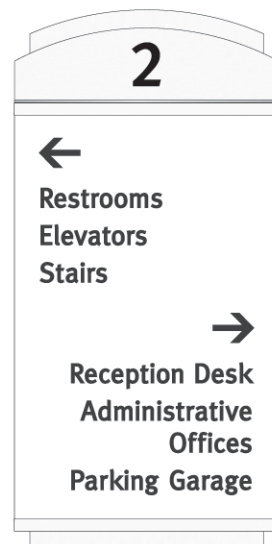
**Large Directional**  
Type B.3 F29E-RA-D  
17.0"w X 31.0 "h  
Accommodates insert



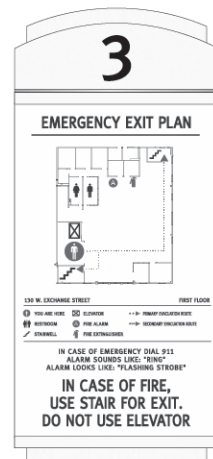
**Workstation ID**  
Type L WS10301  
8.5"w X 3.0"h  
Accommodates insert



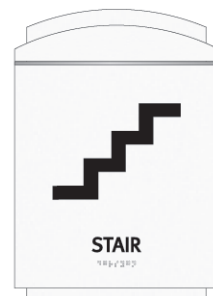
**Small Directory**  
Type B.2 F29B-N1  
8.5"w X 15.75"h  
Accommodates insert



**Small Directional**  
Type B F29C-W1  
11.0"w X 22.25"h  
Accommodates insert



**Evacuation Plan**  
Type D F29B-R1  
8.5"w X 18.75"h  
Accommodates insert



**Stair ID**  
Type E F29B-BB-K2  
8.5"w X 12.25"h



**Restroom ID**  
Type E.2 F29B-BB-K2  
8.5"w X 12.25"h



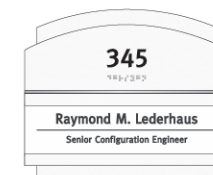
**Room ID, Number**  
Type F F29-A-BH  
5.0"w X 3.75"h




**Room ID, Single Line**  
Type G F29B-BH  
8.5"w X 4.0"h



**Room ID, Double Line**  
Type G.2 F29B1-BH  
8.5"w X 5.0"h



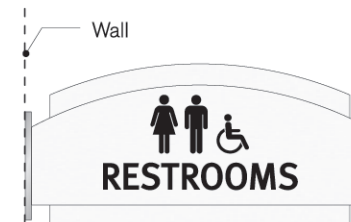
**Office ID**  
Type H F29B-D1  
8.5"w X 7.0"h  
Accommodates insert



**Suite ID**  
Type I F29B-G1  
8.5"w X 10.25"h  
Accommodates insert



**Meeting Room ID**  
Type J.2 F29B-D2S  
8.5"w X 9.25"h  
Includes privacy slider



**Flag Mount**  
Type M F29D-BA-F  
14.25"w X 6.75"h  
Double sided



**Interior Stairwell Level ID**  
Type N CS14X15-T  
14.0"w X 15.0"h



**Suspended, Double Sided Overhead**  
Type C.3-1S V711-3S  
44.0"w X 7.0"h  
Accommodates insert